

# Arizona State Forestry Division



TASK BOOK FOR THE POSITION OF

**Faller Class C (FALC)**

January 2011

**TASK BOOK ASSIGNED TO:**

Trainee's Name: \_\_\_\_\_

Home Unit/Agency: \_\_\_\_\_

Home Unit Phone Number: \_\_\_\_\_

**TASK BOOK INITIATED BY:**

Official's Name: \_\_\_\_\_

Home Unit Title: \_\_\_\_\_

Home Unit/Agency: \_\_\_\_\_

Home Unit Phone Number: \_\_\_\_\_

Home Unit Address: \_\_\_\_\_

Date Initiated: \_\_\_\_\_

*The material contained in this book accurately defines the performance expected of the positions for which it was developed. Each position task book builds on tasks from previous prerequisite position task books. This task book is approved for use as a position qualification document in accordance with the instructions contained herein.*

**VERIFICATION / CERTIFICATION OF COMPLETED TASK BOOK  
FOR THE POSITION OF:**

-----  
*(position title)*

***FINAL EVALUATOR'S VERIFICATION***

*To be completed ONLY when you are recommending the trainee for certification.*

I verify that (trainee name) \_\_\_\_\_ has successfully performed as a trainee by demonstrating all tasks for the position listed above and should be considered for certification in this position. All tasks are documented with appropriate initials.

Final Evaluator's Signature: \_\_\_\_\_

Final Evaluator's Printed Name: \_\_\_\_\_

Home Unit Title: \_\_\_\_\_

***AGENCY CERTIFICATION***

I certify that (trainee name) \_\_\_\_\_ has met all requirements for qualification in the above position and that such qualification has been issued.

Certifying Official's Signature: \_\_\_\_\_

Certifying Official's Printed Name: \_\_\_\_\_

Title: \_\_\_\_\_

Home Unit/Agency: \_\_\_\_\_

Home Unit Phone Number: \_\_\_\_\_ Date: \_\_\_\_\_

Additional copies of this publication are available through:  
The Arizona State Forestry Division

# ARIZONA STATE FORESTRY DIVISION (ASFD) POSITION TASK BOOK

The Arizona State Forestry Division has developed this Position Task Book (PTB) for the Class C Faller. The PTB lists the performance requirements (tasks), competencies, and behaviors for the specific position in a format that allows a trainee to be evaluated against written guidelines. Successful performance of all tasks, as observed and recorded by an evaluator, will result in a recommendation to the agency that the trainee be certified in that position.

Evaluation and confirmation of the trainee's performance of all the tasks may involve more than one evaluator and can occur on incidents, in classroom simulations, and in other work situations. It is important that performance be critically evaluated and accurately recorded by each evaluator. All tasks must be evaluated before recommending certification. All bullet statements within a task that require an action (contain an action verb) must be demonstrated before that task can be signed off. An Evaluation Record will be completed by all evaluators documenting the trainee's progress after each evaluation opportunity.

A more detailed description of this process, definitions of terms, and responsibilities are included in the Wildland and Prescribed Fire Qualification System Guide, 310-1. A brief list of responsibilities also appears below.

## INCIDENT/EVENT CODING

Each task has a code associated with the type of training assignment where the task may be completed. The codes are" **O** = other, **I** = incident, **W** = wildfire, **RX** = prescribed fire, **W/RX** = wildfire **OR** prescribed fire, and **R** = rare event. The codes are defined as:

- O** = Task can be completed in any situation (classroom, simulation, daily job, incident, prescribed fire, etc.)
- I** = Task must be performed on an incident managed under the Incident Command System (ICS). Examples include wildland fire, structural fire, oil spill, search and rescue, hazardous material, and an emergency or non emergency (planned or unplanned) event.
- W** = Task must be performed on a wildfire incident.
- RX** = Task must be performed on a prescribed fire incident.
- W/RX** = Task must be performed on a wildfire **OR** prescribed fire incident.
- R** = Rare events such as accidents, injuries, vehicle or aircraft crashes occur infrequently and opportunities to evaluate performance in a real setting are limited. The evaluator should determine, through interview, if the trainee would be able to perform the task in a real situation.

While tasks can be performed in any situation, they must be evaluated on the specific type of incident/event for which they are coded. For example, tasks coded **W** must be evaluated on a wildfire; tasks coded **RX** must be evaluated on a prescribed fire and so on. Performance of any task on other than the designated assignment is not valid for qualification.

Tasks within the PTB are numbered sequentially; however, the numbering does NOT indicate the order in which the tasks need to be performed or evaluated.

The bullets under each numbered task are examples or indicators of items or actions related to the task. The purpose of the bullets is to assist the evaluator in evaluating the trainee; the bullets are not all-inclusive. Evaluate and initial ONLY the numbered tasks. DO NOT evaluate and initial each individual bullet.

While this PTB is not part of the National Wildfire Coordinating Group (NWCG) training program it does follow the formats used by the NWCG. A more detailed description of this process and definitions of terms are included in the *Wildland Fire Qualification System Guide*, PMS 310-1. This document can be found at <http://www.nwcg.gov/pms/docs/docs.htm>.

## **RESPONSIBILITIES**

The responsibilities of the Home Unit/Agency, Trainee, Coach, Training Specialist, Evaluator, Final Evaluator and Certifying Official are identified in the *Wildland Fire Qualification System Guide*, PMS 310-1. It is incumbent upon each of these individuals to ensure their responsibilities are met.

## **INSTRUCTIONS FOR THE POSITION TASK BOOK EVALUATION RECORD**

### **Evaluation Record #**

Each evaluator will need to complete an evaluation record. Each evaluation record should be numbered sequentially. Place this number at the top of the evaluation record page and also use it in the column labeled "Evaluation Record #" for each numbered task the trainee has satisfactorily performed.

### **Trainee Information**

Print the trainee's name, position on the incident/event, home unit/agency, and the home unit/agency address and phone number.

### **Evaluator Information**

Print the Evaluator's name, position on the incident/event, home unit/agency, and the home unit/agency address and phone number.

### **Incident/Event Information**

**Incident/Event Name:** Print the incident/event name.

**Reference:** Enter the incident code and/or fire code.

**Duration:** Enter inclusive dates during which the trainee was evaluated.

**Incident Kind:** Enter the kind of incident (wildfire, prescribed fire, search and rescue, flood, hurricane, etc.).

**Location:** Enter the geographic area, agency, and state.

**Management Type or Prescribed Fire Complexity Level:** Circle the ICS organization level (Type 5, Type 4, Type 3, Type 2, Type 1, Area Command) or the prescribed fire complexity level (Low, Moderate, High).

**Fire Behavior Prediction System (FBPS) Fuel Model Group:** Circle the Fuel Model Group letter that corresponds to the predominant fuel type in which the incident/event occurred.

**G = Grass Group** (includes FBPS Fuel Models 1 – 3):

1 = short grass (1 foot); 2 = timber with grass understory; 3 = tall grass (1½ - 2 feet)

**B = Brush Group** (includes FBPS Fuel Models 4 – 6):

4 = Chaparral (6 feet); 5 = Brush (2 feet); 6 = dormant brush/hardwood slash;

7 = Southern rough

**T = Timber Group** (includes FBPS Fuel Models 8 – 10)

8 = closed timber litter; 9 = hardwood litter; 10 = timber (with litter understory)

**S = Slash Group** (includes FBPS Fuel Models 11 – 13)

11 = light logging slash; 12 = medium logging slash; 13 = heavy logging slash

**Evaluator's Recommendation**

For 1 – 4, initial only one line as appropriate; this will allow for comparison with your initials in the Qualifications Record.

Record additional remarks/recommendations on an Individual Performance Evaluation, or by attaching an additional sheet to the evaluation record.

**Evaluator's Signature**

Sign here to authenticate your recommendations.

**Date**

Document the date the Evaluation Record is being completed.

**Evaluator's Relevant Qualification (or agency certification)**

List your qualification or certification relevant to the trainee position you supervised.

**Note:** Evaluators must be either qualified in the position being evaluated or supervise the trainee; Final Evaluators must be qualified in the trainee position they are evaluating.

## FALLER CLASS C (FALC)

**Competency: Recognize job hazards and methods to mitigate potential risks related to assigned tasks.**

*Description: Demonstrate the ability to identify and mitigate hazards and other considerations that might affect cutting operations.*

TASK	C O D E*	EVALUATION RECORD #	EVALUATOR: Initial & date upon completion of task
<b>ADDITIONAL SPECIFIC TASKS FOR FALLER CLASS C.</b>			
<b>GENERAL</b>			
1. Develop Job Hazard Analysis for chain saw operations.	O		
2. Identify potential hazards and mitigating techniques given various tree species, stand conditions, and visual indicators of disease. <ul style="list-style-type: none"> <li>· Conifers versus hardwood</li> <li>· Dead versus live</li> <li>· Root systems</li> <li>· Wood properties</li> <li>· Growth forms</li> <li>· Stand density</li> <li>· Conks, boles, or mistletoe</li> </ul>	O		

**Competency: Provide for the maintenance, care, and repair of assigned equipment.**

*Description: Develop maintenance schedules, inventories, and identify problems requiring on-site vs. commercial shop repairs.*

<b>ADVANCED CHAIN SAW MAINTENANCE AND TROUBLESHOOTING</b>			
3. Develop shop maintenance schedules, order parts and equipment, maintain inventory, and identify problems requiring commercial chain saw shop repair.	O		

*Evaluate the numbered tasks ONLY. DO NOT evaluate bullets; they are provided as examples/additional clarification.*

**FALLER CLASS C (FALC)**

TASK	C O D E*	EVALUATION RECORD #	EVALUATOR: Initial & date upon completion of task
4. Demonstrate proficiency in advanced maintenance and troubleshooting in the field. This may include but is not limited to: <ul style="list-style-type: none"> <li>· Clutch replacement</li> <li>· Fuel/spark/air</li> <li>· Starter assembly</li> <li>· Bar stud</li> <li>· Performance problem troubleshooting</li> <li>· Minor mechanical problem correction</li> </ul>	O		<b>properly use</b>

**Competency: Develop work plans and brief appropriate personnel, accomplish assigned felling tasks demonstrating proper saw handling and cutting techniques.**

*Description: Demonstrate ability to develop and communicate a work plan and apply chain saw situational awareness to successfully fall target trees including possible problems such as lean, lack of top weight, size, and felling to a predetermined lay.*

<b>CUTTING OPERATIONS</b>			
5. Develop a work plan and present a briefing to the appropriate personnel on cutting operation.	O		
6. Demonstrate proper chain saw handling and cutting techniques to successfully accomplish felling a tree (greater than 24-inch dbh) to a predetermined lay.	O		
<p style="text-align: center;"><b>MINIMUM OF TWO TREES</b></p> <ul style="list-style-type: none"> <li>· Apply chain saw situational awareness (sizeup).</li> <li>· Verbalize the work plan.</li> <li>· Perform a stump analysis.</li> </ul>			

*Evaluate the numbered tasks ONLY. DO NOT evaluate bullets; they are provided as examples/additional clarification*

**FALLER CLASS C (FALC)**

<b>TASK</b>	<b>C O D E*</b>	<b>EVALUATION RECORD #</b>	<b>EVALUATOR: Initial &amp; date upon completion of task</b>
7. Demonstrate proper chain saw handling and cutting techniques to successfully accomplish felling a tree (greater than 24-inch dbh) 90 degrees off its plumbed lean.	O		
<p style="text-align: center;"><b>MINIMUM OF TWO TREES</b></p> <ul style="list-style-type: none"> <li>· Apply chain saw situational awareness (sizeup).</li> <li>· Verbalize the work plan.</li> <li>· Perform a stump analysis.</li> </ul>			
8. Demonstrate proper chain saw handling and cutting techniques to successfully accomplish felling a tree (greater than 24-inch dbh) employing the double-cut method.	O		
<p style="text-align: center;"><b>MINIMUM OF TWO TREES</b></p> <ul style="list-style-type: none"> <li>· Apply chain saw situational awareness (sizeup).</li> <li>· Verbalize the work plan.</li> <li>· Perform a stump analysis.</li> </ul>			
9. Demonstrate proper chain saw handling and varying facing techniques to successfully accomplish felling a tree (greater than 24-inch dbh) considering lack of top weight and lean.	O		

*Evaluate the numbered tasks ONLY. DO NOT evaluate bullets; they are provided as examples/additional clarification.*

**FALLER CLASS C (FALC)**

<b>TASK</b>	<b>C O D E*</b>	<b>EVALUATION RECORD #</b>	<b>EVALUATOR: Initial &amp; date upon completion of task</b>
<p>10. Demonstrate proper chain saw handling and cutting techniques to successfully accomplish felling a heavy leaning tree (greater than 24 inch dbh).</p> <hr/> <p><b>MINIMUM OF TWO TREES</b></p> <ul style="list-style-type: none"> <li>· Apply chain saw situational awareness (sizeup).</li> <li>· Verbalize the work plan.</li> <li>· Employ double-cutting method, if possible.</li> <li>· Perform a stump analysis.</li> </ul>	O		
<p>11. Demonstrate proper chain saw handling and cutting techniques to successfully accomplish felling a fire-weakened tree (greater than 24 inch dbh).</p> <ul style="list-style-type: none"> <li>· Apply chain saw situational awareness (sizeup).</li> <li>· Verbalize the work plan.</li> <li>· Employ double-cutting method, if possible.</li> <li>· Perform a stump analysis.</li> </ul>	O		
<p>12. Successfully mitigate a hang-up tree.</p> <ul style="list-style-type: none"> <li>· Apply chain saw situational awareness (sizeup).</li> <li>· Verbalize the work plan.</li> <li>· Utilize alternative methods, if needed. <ul style="list-style-type: none"> <li>~ Avoidance (flagging, appropriate notification, etc.)</li> <li>~ Fireline explosives</li> <li>~ Heavy equipment</li> </ul> </li> </ul>	O		

*Evaluate the numbered tasks ONLY. DO NOT evaluate bullets; they are provided as examples/additional clarification.*

**FALLER CLASS C (FALC)**

<b>TASK</b>	<b>C O D E*</b>	<b>EVALUATION RECORD #</b>	<b>EVALUATOR: Initial &amp; date upon completion of task</b>
13. Cut a minimum of <b><u>TWO BURNING COMPLEX TREES</u></b> in a safe manner.	W/ Rx	1.  2.	

**Competency: Provide a quality training experience to apprentice sawyers in classroom and field settings.**







*Description: Participate as an instructor in S-212, WILDLAND FIRE CHAIN SAWS or equivalent, serve as a mentor and assign tasks to trainees and evaluate performance.*

<p><b>TRAINING AND EVALUATION</b></p> <p>14. Participate in training apprentice sawyers in the classroom and field.</p> <ul style="list-style-type: none"> <li>· Participate in the delivery of an agency approved chain saw training course (S-212, Wildland Fire Chain Saws, or equivalent) or refresher.</li> <li>· Assign tasks to Faller Class A and B trainees and evaluate and document their work performance.</li> <li>· Serve as mentor for Faller Class A and B trainees.</li> </ul>	O		
-------------------------------------------------------------------------------------------------------------------------------------------------------------------------------------------------------------------------------------------------------------------------------------------------------------------------------------------------------------------------------------------------------------------------------------------------------------------------------------------------	---	--	--

*Evaluate the numbered tasks ONLY. DO NOT evaluate bullets; they are provided as examples/additional clarification.*

## **Faller Class C Stump Analysis**







*EVALUATOR'S STUMP ANALYSIS SKETCHES*

		
		
<i>Tree 1</i> <i>Height</i> <i>DBH</i>	<i>Tree 2</i> <i>Height</i> <i>DBH</i>	<i>Tree 3</i> <i>Height</i> <i>DBH</i>
<i>% Slope</i> <i>Species</i>	<i>% Slope</i> <i>Species</i>	<i>% Slope</i> <i>Species</i>
<i>Condition</i>	<i>Condition</i>	<i>Condition</i>
<i>Feet from Center of Lay</i>	<i>Feet from Center of Lay</i>	<i>Feet from Center of Lay</i>
<b><i>Evaluation Block Reference #:</i></b>	<b><i>Evaluation Block Reference #:</i></b>	<b><i>Evaluation Block Reference #:</i></b>
<b><i>Comments:</i></b>	<b><i>Comments:</i></b>	<b><i>Comments:</i></b>

**Make additional copies if needed**

*Stump analysis should include both an over head view of cut showing depth of face and back cuts, holding wood, Dutchmen, wedge placement (if used), etc; and side view showing slope of face and back cut, height difference of face and back cut, etc (**Designate if a tree is on fire**).*







## **Faller Class C Stump Analysis**

<i>EVALUATOR'S STUMP ANALYSIS SKETCHES</i>					
					
					
<i>Height</i>	<i>Tree 1</i>	<i>Height</i>	<i>Tree 2</i>	<i>Height</i>	<i>Tree 3</i>
	<i>DBH</i>		<i>DBH</i>		<i>DBH</i>
<i>% Slope</i>	<i>Species</i>	<i>% Slope</i>	<i>Species</i>	<i>% Slope</i>	<i>Species</i>
<i>Condition</i>		<i>Condition</i>		<i>Condition</i>	
<i>Feet from Center of Lay</i>		<i>Feet from Center of Lay</i>		<i>Feet from Center of Lay</i>	
<b><i>Evaluation Block Reference #:</i></b>		<b><i>Evaluation Block Reference #:</i></b>		<b><i>Evaluation Block Reference #:</i></b>	
<b><i>Comments:</i></b>		<b><i>Comments:</i></b>		<b><i>Comments:</i></b>	

**Make additional copies if needed**

*Stump analysis should include both an over head view of cut showing depth of face and back cuts, holding wood, Dutchmen, wedge placement (if used), etc; and side view showing slope of face and back cut, height difference of face and back cut, etc (**Designate if a tree is on fire**).*







## **Faller Class C Stump Analysis**

<i>EVALUATOR'S STUMP ANALYSIS SKETCHES</i>					
					
					
<i>Tree 1</i>		<i>Tree 2</i>		<i>Tree 3</i>	
<i>Height</i>	<i>DBH</i>	<i>Height</i>	<i>DBH</i>	<i>Height</i>	<i>DBH</i>
<i>% Slope</i>	<i>Species</i>	<i>% Slope</i>	<i>Species</i>	<i>% Slope</i>	<i>Species</i>
<i>Condition</i>		<i>Condition</i>		<i>Condition</i>	
<i>Feet from Center of Lay</i>		<i>Feet from Center of Lay</i>		<i>Feet from Center of Lay</i>	
<i>Evaluation Block Reference #:</i>		<i>Evaluation Block Reference #:</i>		<i>Evaluation Block Reference #:</i>	
<b><i>Comments:</i></b>		<b><i>Comments:</i></b>		<b><i>Comments:</i></b>	

**Make additional copies if needed**

*Stump analysis should include both an over head view of cut showing depth of face and back cuts, holding wood, Dutchmen, wedge placement (if used), etc; and side view showing slope of face and back cut, height difference of face and back cut, etc (**Designate if a tree is on fire**).*

## Faller Class C Stump Analysis

<i>EVALUATOR'S STUMP ANALYSIS SKETCHES</i>					
					
					
<i>Tree 1</i>		<i>Tree 2</i>		<i>Tree 3</i>	
<i>Height</i>		<i>Height</i>		<i>Height</i>	
<i>DBH</i>		<i>DBH</i>		<i>DBH</i>	
<i>% Slope</i>		<i>% Slope</i>		<i>% Slope</i>	
<i>Species</i>		<i>Species</i>		<i>Species</i>	
<i>Condition</i>		<i>Condition</i>		<i>Condition</i>	
<i>Feet from Center of Lay</i>		<i>Feet from Center of Lay</i>		<i>Feet from Center of Lay</i>	
<i>Evaluation Block Reference #:</i>		<i>Evaluation Block Reference #:</i>		<i>Evaluation Block Reference #:</i>	
<b>Comments:</b>		<b>Comments:</b>		<b>Comments:</b>	

**Make additional copies if needed**

*Stump analysis should include both an over head view of cut showing depth of face and back cuts, holding wood, Dutchmen, wedge placement (if used), etc; and side view showing slope of face and back cut, height difference of face and back cut, etc (**Designate if a tree is on fire**).*

**Trainee Information**

Printed Name:  
 Trainee Position on Incident/Event:  
 Home Unit/Agency:  
 Home Unit /Agency Address and Phone Number:

**Evaluator Information**

Printed Name:  
 Evaluator Position on Incident/Event:  
 Home Unit/Agency:  
 Home Unit /Agency Address and Phone Number:

**Incident/Event Information**

Incident/Event Name: \_\_\_\_\_ Reference (Incident Number/Fire Code): \_\_\_\_\_  
 Duration: \_\_\_\_\_  
 Incident Kind: Wildfire, Prescribed Fire, Wildland Fire Use, All Hazard, Other (specify): \_\_\_\_\_  
 Location (include Geographic Area, Agency, and State): \_\_\_\_\_  
 Management Type (circle one): Type 5, Type 4, Type 3, Type 2, Type 1, Area Command  
OR Prescribed Fire Complexity Level (circle one): Low, Moderate, High  
 FBPS Fuel Model Letter: G = Grass, B = Brush, T = Timber, S = Slash

**Evaluator's Recommendation**  
 (Initial only one line as appropriate)

- \_\_\_\_\_ 1) The tasks initialed and dated by me on the Qualification Record have been performed under my supervision in a satisfactory manner. The trainee has successfully performed all tasks in the PTB for the position. I have completed the Final Evaluator's Verification section and recommend the trainee be considered for agency certification.
- \_\_\_\_\_ 2) The tasks initialed and dated by me on the Qualification Record have been performed under my supervision in a satisfactory manner. However, opportunities were not available for all tasks (or all uncompleted tasks) to be performed and evaluated on this assignment. An additional assignment is needed to complete the evaluation.
- \_\_\_\_\_ 3) The trainee did not complete certain tasks in the PTB in a satisfactory manner and additional training, guidance, or experience is recommended.
- \_\_\_\_\_ 4) The individual is severely deficient in the performance of tasks in the PTB for the position and additional training, guidance, or experience is recommended prior to another training assignment.

Record additional remarks/recommendations on an Individual Performance Evaluation, or by attaching an additional sheet to the evaluation record.

Evaluator's Signature: \_\_\_\_\_ Date: \_\_\_\_\_

Evaluator's Relevant Qualification (or agency certification): \_\_\_\_\_

**Place comments on back of Evaluation sheet. Additional Evaluation Record Sheets are available from the Arizona State Forestry Division**

**Trainee Information**

Printed Name:  
Trainee Position on Incident/Event:  
Home Unit/Agency:  
Home Unit /Agency Address and Phone Number:

---

**Evaluator Information**

Printed Name:  
Evaluator Position on Incident/Event:  
Home Unit/Agency:  
Home Unit /Agency Address and Phone Number:

---

**Incident/Event Information**

Incident/Event Name: Reference (Incident Number/Fire Code):  
Duration:  
Incident Kind: Wildfire, Prescribed Fire, Wildland Fire Use, All Hazard, Other (specify):  
Location (include Geographic Area, Agency, and State):  
Management Type (circle one): Type 5, Type 4, Type 3, Type 2, Type 1, Area Command  
OR Prescribed Fire Complexity Level (circle one): Low, Moderate, High  
FBPS Fuel Model Letter: G = Grass, B = Brush, T = Timber, S = Slash

---

**Evaluator's Recommendation**  
(Initial only one line as appropriate)

- \_\_\_\_\_ 1) The tasks initialed and dated by me on the Qualification Record have been performed under my supervision in a satisfactory manner. The trainee has successfully performed all tasks in the PTB for the position. I have completed the Final Evaluator's Verification section and recommend the trainee be considered for agency certification.
- \_\_\_\_\_ 2) The tasks initialed and dated by me on the Qualification Record have been performed under my supervision in a satisfactory manner. However, opportunities were not available for all tasks (or all uncompleted tasks) to be performed and evaluated on this assignment. An additional assignment is needed to complete the evaluation.
- \_\_\_\_\_ 3) The trainee did not complete certain tasks in the PTB in a satisfactory manner and additional training, guidance, or experience is recommended.
- \_\_\_\_\_ 4) The individual is severely deficient in the performance of tasks in the PTB for the position and additional training, guidance, or experience is recommended prior to another training assignment.

Record additional remarks/recommendations on an Individual Performance Evaluation, or by attaching an additional sheet to the evaluation record.

Evaluator's Signature: \_\_\_\_\_ Date: \_\_\_\_\_

Evaluator's Relevant Qualification (or agency certification): \_\_\_\_\_

**Place comments on back of Evaluation sheet. Additional Evaluation Record Sheets are available from the Arizona State Forestry Division**

